

Autumn 2 - Week 1

To find the **factors** of a number, you need to find all the pairs of numbers that multiply together to make a **product**.

$$2 \times 5 = 10$$

2 and 5 are **factors**. 10 is the **product**.

Fill in the missing factors for these products:

20						
27						
12						
15						
11						

Now list the factors of these numbers:

1. 16

2. 21

3. 23

Maths

List the factors of these numbers:

1. 64

2. 48

3. 24

4. 36

5. 72

List the factors of these numbers:

6. 11

7. 17

8. 23

9. 29

10. 61

English – Copy the correct answers into your book.

Name:

Date:

5
total marks

Apostrophes Mini Test

1. **Tick** the sentence that uses an apostrophe correctly.

The citys' lights were twinkling brightly.

☐

The citie's lights were twinkling brightly.

☐

The city's lights were twinkling brightly.

☐

The citys light's were twinkling brightly.

☐

1 mark

2. **Write** a sentence using an apostrophe for plural possession.

1 mark

3. **Tick** the option that shows how the apostrophe is used in the sentence.

The **boy's** trousers were ripped.

As an apostrophe for plural possession.

☐

As an apostrophe for singular possession.

☐

As an apostrophe for contraction.

☐

As an apostrophe for omission.

☐

1 mark

total for
this page

4. **Circle** all of the sentences that use an apostrophe for possession.

That's the correct nail for the picture.

The children's work is excellent.

She shouldn't need any help.

Her skirt's pretty.

The dog's tail was damaged.

1 mark

5. **Draw a line** from the singular possessive word to the plural equivalent.

child's

dragons'

pony's

children's

baby's

ponies'

dragon's

churches'

church's

babies'

1 mark

••END OF TEST••

total for
this page

--

6 marks

6 marks.

-

-
- This image shows a blank sheet of white paper with horizontal ruling lines. The lines are evenly spaced and run across the width of the page. There are no margins or other markings on the paper.

Geography – Write a few sentences explaining the purpose of water under each picture.

Water in My World

What do we use water for?

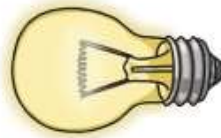
Water can be used for:



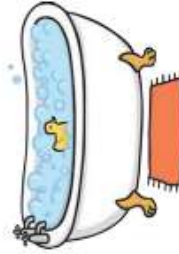


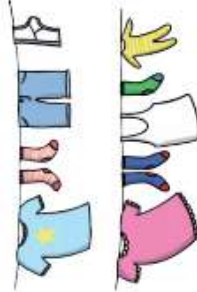












Spellings: Friday 5th November 2020

1. Write the word in the first box.
2. Look at it carefully and say it to yourself.
3. Cover the word up and try and picture it in your mind.
4. In the next box write the word and then check the spelling. Continue this process.
5. Repeat the process everyday and see if you have memorised in by then.

Word to be learned	 Look	 Say	 Cover	 Write	 Check
silent					
intelligent					
confident					
innocent					
patient					
obedient					
evidence					
absence					