

## English : How to Train Your Dragon

### Setting Description Senses Word Mat

Sights	Sounds	Smells	Sensations	Feelings
ancient	banging	clean	bumpy	amazed
angular	buzzing	clinical	cool	anxious
bright	discordant	damp	damp	ashamed
bustling	gurgling	delicious	forceful	calm
cluttered	grating	disgusting	freezing	confident
crowded	howling	dusty	gentle	curious
dazzling	loud	earthy	hard	disappointed
disappointing	low-level	exotic	itchy	eager
dusty	melodic	familiar	jagged	excited
empty	muttering	floral	loose	exhilarated
enormous	noisy	fresh	pleasant	furious
fashionable	quiet	fruity	rough	impressed
glistening	raucous		slippery	lazy
gloomy	ringing		smooth	lonely
grim	rustling		soaking	miserable
hectic	scratching		soft	nauseated
impressive	screeching		sticky	nervous
luxurious	scuffling		stifling	overawed
minuscule	silent		sweltering	overjoyed
misshapen	tapping		tickly	proud
rounded	thumping		tight	reluctant
spotless	tuneful		uncomfortable	serene
unkempt	wailing		unpleasant	terrified
wonderful	whispering		wobbly	underwhelmed

### line breaks

Write in shorter lines to slow the reader down.

### rhyme

Use words with similar sounding final syllables.

### metaphor

Tell the reader that something is something else.

### simile

Tell the reader that something is 'like' or 'as' something else.

### Wow Words For Describing a Setting

glorious  
unmanning lively  
regal  
stately  
calm majestic still magnificent disgusting  
noiseless sinister ugly unappealing  
eerie breath-taking peaceful  
spine-chilling hideous beautiful  
attractive awe-inspiring



Create a Poem to describe the boys' journey up the mountain.

Use the poetic techniques and adjectives to help you.

### Spellings

	Copy	Cover	Check
intergalactic			
international			
interact			
intermediate			
interlock			
intercept			
interview			
interfere			

## Maths : co-ordinates

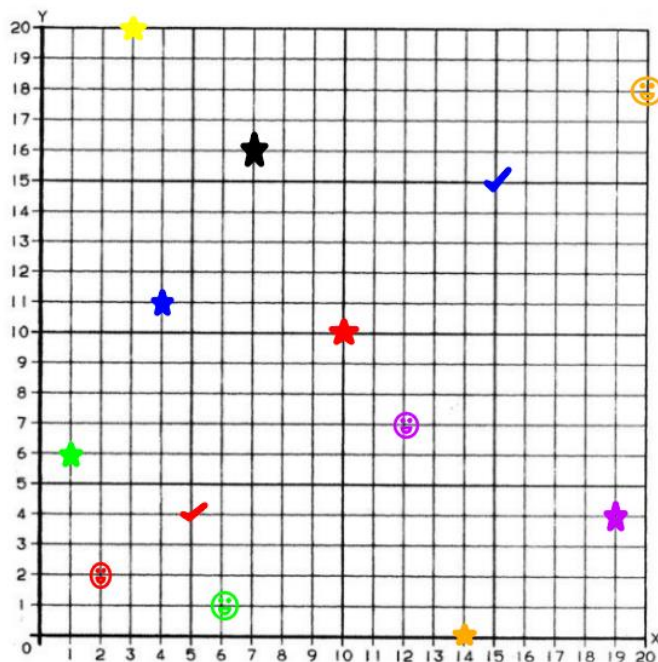
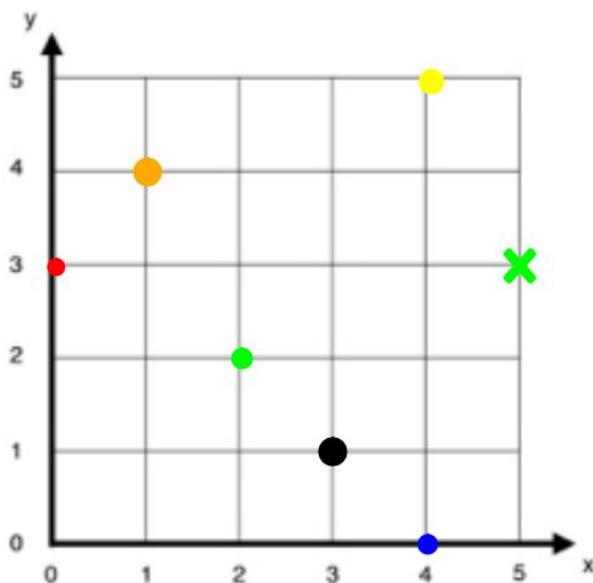
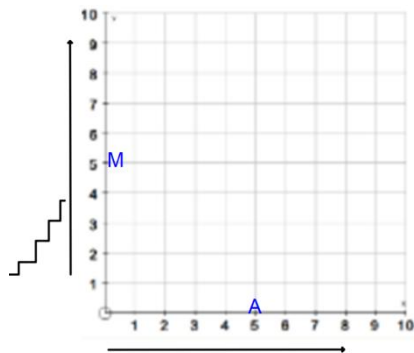
Co-ordinates are written in brackets.

The x co-ordinate always comes first.

**Think!** Along the corridor and up the stairs.

The co-ordinate of point A = (5,0)

The co-ordinate of point M = (0,5)



A

What colour circle is at the following co-ordinates:

1. (3,1) =

2. (4,5) =

3. (0,3) =

Write the co-ordinates for the following circles:

Orange =

Green =

Blue =

Where is the X located on the grid?

**Challenge:** Start at the Black circle, move up 2 spaces then move backwards 3 spaces. Which colour circle have you landed on?

B

Write the co-ordinates for the smiley faces on the grid.

Red smiley face =

Orange smiley face =

Purple smiley face =

Green smiley face =

What colour are the stars at the following co-ordinates:

1. (1,6) = 3. (19,4) =

2. (4,11) = 4. (10,10) =

Move each Smiley face forward 4 spaces. Write the new position using co-ordinates.

Red smiley face =

Purple smiley face =

Green smiley face =

**Challenge:** Where would the orange smiley face end up?

C

Using the grid to 20, can you identify the objects at the following co-ordinates:

1. (12,7) = 2. (7,16) =

3. (14,0) = 4. (14,0) =

5. (15,15) = 6. (20,18) =

Write the co-ordinates for the following objects:

Red smiley face =

Red checkmark =

Yellow star =

Green smiley face =

Write the directions to show the movement of these stars:

Purple star to Green star

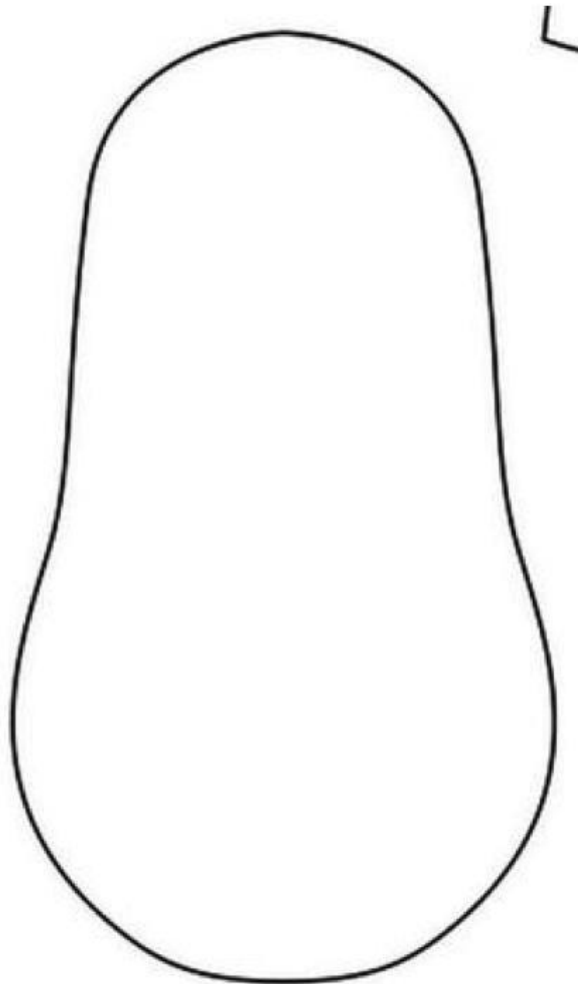
Blue star to Red star

**Challenge:** Using your age and the month you were born, where would you be positioned on the grid? ( , )

Topic : R.E

We have been looking at how people influence our lives. Think about the type of person you are and who has influenced you to be this way.

Draw a picture of yourself and label it with all the people who influence you.



Write 3 - 6 sentences to explain how these influences affect your life.